



Proudly Presents;



Gold Prospecting and Metal Detecting Training in Cue W.A. Training Course Information Sheet

<http://www.gold-prospecting-wa.com/gold-prospecting-lessons-cue.html>

Version Date 01/01/2019

Table of Contents

Our Aim.....	3
What You Will Learn	4
Venue for the Course.....	4
Instructors and Metal Detecting Mentors.....	5
Bill O'Connor www.gold-prospecting-wa.com	5
Udo Kaschner www.gold-prospecting-wa.com	5
Plus we will have Special guests along to share their knowledge at some of the Seminars.....	6
Price, Terms and Conditions	6
Price	6
Two Day Seminar at Cue	6
Payment methods	6
PayPal or Credit Card	6
If you want to Pay Direct to Our Bank Account	8
If You Want to Pay by Cheque or Money Order	8
IMPORTANT Conditions	9
What will be Included	11
What will NOT be included	11
Seminar and Seminar/Tagalong Course Structure (First two Days)	12
Day One Training.....	12
Day two Training	13
Things you need to bring	15
Contacts.....	15
Previous Courses.....	16

Our Aim

In our metal detecting and gold prospecting seminars our aim is to make you the "**Masters of Your Own Prospecting Destiny.**"

We want to make sure that you NEVER have to ask these questions again;

1. Where can I find gold in WA?

2. Where can I go prospecting legally in WA?

3. How do I know where EXACTLY I am on the ground?

4. Am I leaving gold behind?

What we do is teach you the tools that make you confident prospectors in the following skills;

- Knowing where to target gold - basic WA Geology
- Knowing where you are allowed to go – Tengraph Web/ Geomap
- Knowing how to find the type of gold you need to find to help pay for your prospecting activity. Then analysing where the gold is coming from so you can try to identify other possible deposits in the area.
- Knowing the proper way to find gold with your metal detector and the best equipment to use to give you the edge over other people.
- Understanding and using the technology and software to pull local Geology, Tengraph tenements, old gold mining information together to plan your trip **before you leave home** and then...
- How to apply for any permits you need before you go.....and
- when you are travelling - **knowing EXACTLY where you are on the ground with real time GPS tracking.**
- Telling you the BEST equipment to use without bias – **we are not agents or sellers of equipment so we can provide honest information without any vested interest.**
- We do provide some stock on consignment at the Seminar in case you wish to purchase it after we tell you what the best equipment is – but we do not obtain any commission for selling it. It is a convenience for participants because there is nowhere where you can buy metal Detecting gear in Cue. We do sell some of our own designed equipment such as metal detector bags.
- We provide a comprehensive report prior to the course (about 1 month before) which shows you where you can currently (at that date of printing) go prospecting. We also suggest some areas where you might like to apply for Section 40E's on Exploration leases prior to the course so after the seminar you can seamlessly continue prospecting in the area after we teach you new skills.
- We provide this report 1 month before the course so that you can apply for the Section 40E with enough time for approvals and so on. At the time of the Seminar the Tenements might have changed between the report date and the training so we make sure you completely understand Tengraph and how to use it with Geomap to find your own

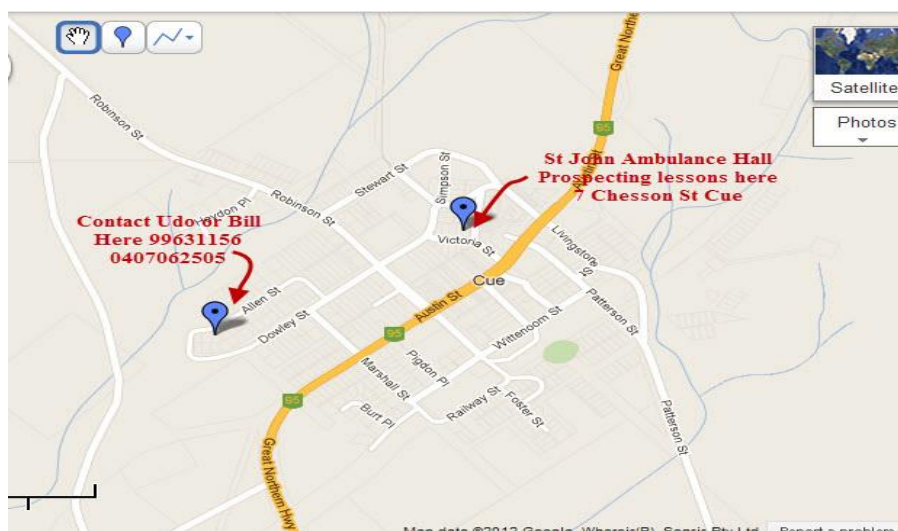
places to go prospecting.

We do provide information specifically about Cue, **BUT when the course is finished we are confident that you can make your own decisions and analyse potential gold locations yourself anywhere in Western Australia.**

What You Will Learn

Here is some of the intense tuition you will be provided to help you find gold in the future.

- Metal Detecting Using the Minelab GPX 5000 the SDC2300 and 7000. Including Field Practise.If you have a 4500 then the rules and setting relating to that will also be provided.
- Metal Detector Coils - The Best and the Ones you should use and Why (relates to use of the GPX 5000 and 4500.
- Minelab detector settings to ensure you get all the gold!
- Metal Detecting Techniques - Don't leave ANY Gold Behind.
- Where to find the Gold – Basic Geology of Gold and Rock Recognition.
- Tengraph Web set up and Online Real Examples.
- How to do Section 40E Agreements both written and online.
- Set up and use Geomap on your PC with Basic GPS understanding.
- What you do after you find your gold, cleaning, how to sell it, dollying gold.



Venue for the Course

Map to the Air Conditioned St John Ambulance Training Hall Where the Gold Prospecting Training will be Held

Address Of Training Centre - 7 Chesson St Cue - time of start is 8.30am both days(Saturday and Sunday.)

Instructors and Metal Detecting Mentors

Bill O'Connor www.gold-prospecting-wa.com

- Co-author and builder of the website www.gold-prospecting-wa.com
- Author and builder www.geomap-training-wa.com
- Designer of Goldmine Finder Software And “Historical Goldmines of WA” CD
 - Co-author of 'Tengraph Online – A Simple Graphical “How to Guide”
 - Co Author of “How to find Old Gold Mines Using Tengraph Online”
 - Metal detecting since retired in 2005
 - Past State Secretary, Treasurer and current Webmaster of Amalgamated Prospectors and Leaseholders Association, Life Member APLA.
- Director, Discover Gold Pty Ltd
- Director SLS Exploration Pty Ltd



Udo Kaschner www.gold-prospecting-wa.com

- Gold Prospecting, metal detecting, rock and gem collecting since the 1970's.
 - Gold Mining Leaseholder in Cue since 1991 – Actively mining a small lease in Mindoolah.
 - Co-author and builder of the website www.gold-prospecting-wa.com
 - Co-author of 'Tengraph Online – A Simple Graphical “How to Guide”
 - Co Author of “How to find Old Gold Mines Using Tengraph Online”
 - Shareholder SLS Exploration Pty Ltd.



Plus we will have Special guests along to share their knowledge at some of the Seminars in particular Mr Kurk Brandstater who will provide additional assistance in Geomap WA Training.

Price, Terms and Conditions

Price

Three Day Seminar at Cue

The price of the training is \$730 for the three day course as at January 2019. That is Australian Dollars (\$Aud).

This will comprise two days seminar in an Air-conditioned venue in Cue that includes lunches, morning/afternoon teas, continuous refreshments, written and digital manuals and one day which is tagalong style metal detecting in the field.

Payment Methods

PayPal or Credit Card

An invoice will be sent to you from PayPal which will enable you to pay by PayPal or Credit card if you wish. You can pay this invoice via PayPal or to the options below.

- Direct to Bank account and
- Cheque or Money Order

The first invoice will be for the deposit \$130 **which is non-refundable** with a later invoice for the Balance of the course fee which is to be paid 30 days prior to the course.

An Example of the PayPal Email You Will Get Relating to the Deposit Payment.

You received an invoice

Hello Your Name

W R O'Connor and U E Kaschner sent you an invoice for \$200.00 AUD.

Note from W R O'Connor and U E Kaschner

If you want to PAY THE FULL AMOUNT OF this account or PAYMENT by another method; PAYMENT DIRECT TO BANK Bank Account Details ANZ Bank Innaloo BSB 016334 Account 248658498 Account Name W R O'Connor and U E Kaschner CHEQUE OR MONEY ORDER Please make Payable to W R O'Connor and U E Kaschner and Post to; Po Box 2207 Clarkson WA 6030

Click to view or pay the invoice by credit card or paypal The invoice will have other details of how to pay by Direct Bank Deposit or Cheque

[View or Pay Invoice](#)

Pay with

To see the details of this invoice or pay W R O'Connor and U E Kaschner, copy and paste this link into your web browser: https://www.paypal.com/au/cgi-bin/?cmd=_pay-inv&id=INV2-523U-PN6R-YASQ-VEWA

An Example of the PayPal Invoice

Review your invoice

Status: Pending [Pay now](#)

W R O'Connor and U E Kaschner
 Bill O'Connor
 Phone: +61 893051496
 www.gold-prospecting-wa.com
 ABN 28166179351

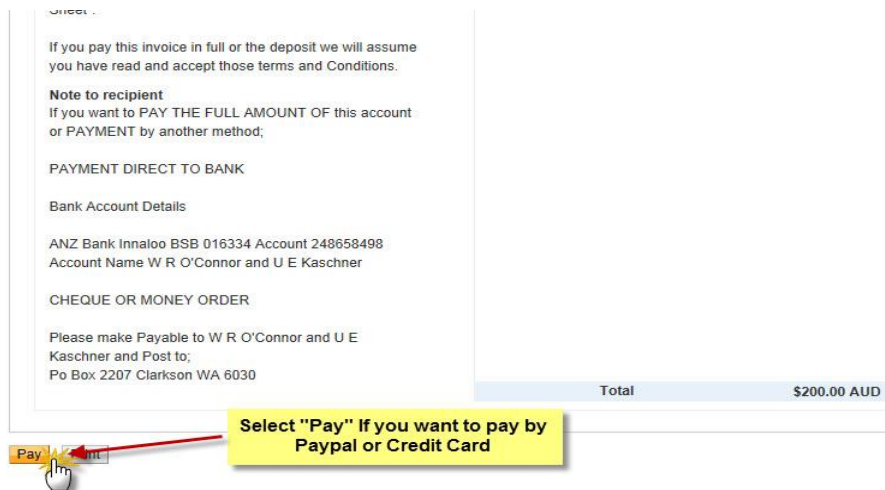
INVOICE

Invoice number	Course2-0003
Invoice date	1/2/2012
Payment terms	Due on receipt
Due date	1/2/2012

Send To
Your email Address

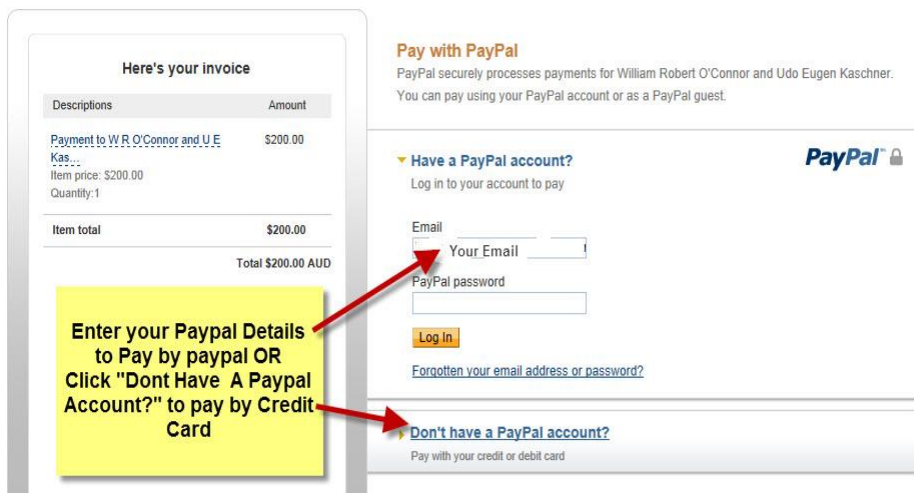
Description	Quantity	Unit price	Amount
Course1 24 Mar- 25 DEPOSIT - Full Course Price for the Gold Prospecting and Metal Detecting Training Course to be held in Cue on Saturday 24 March and	1	\$200.00	\$200.00

An example of How to Select “Pay” if You Want to Pay by Credit Card or PayPal, the “Pay” Button is at the Bottom of the PayPal Invoice



Paying by PayPal in Your PayPal account.

If you want to Pay by *Credit Card* Click the Box "Don't Have a PayPal Account"



If you want to Pay Direct to Our Bank Account

Our Bank Account Details are;

ANZ bank Innaloo BSB 016334 account 248658498 account name, W O'Connor and U Kaschner

If You Want to Pay by Cheque or Money Order

Make Payable to W O'Connor and U Kaschner and post to;

PO Box 2207 Clarkson WA 6030

IMPORTANT Conditions

Unfortunately there are a number of unavoidable costs that are incurred in setting up and running a course like this so some conditions need to apply;

- **Bookings:** A deposit of \$130 per person is required to confirm and hold your booking. This is not refundable, it covers the costs that we need to meet prior to setting up the Seminars.
- **Full payment is required 30 days prior** to the commencement of the training course.
- **Amendments to bookings** - Any amendment to your booking is subject to availability of courses.
- You can transfer your position in the Seminar to another person provided they fulfil the payment conditions for bookings.
- **Insurance** - To cover cancellation, sickness, and other unforeseen circumstances **we strongly recommend travel insurance**. Please ask your insurance company for details. Note that often if you want to access Mining Leases the Companies will require around \$20m public liability insurance, the cheapest way to obtain this is to become a member of the Amalgamated Prospectors and Leaseholders Association of WA where Amateur prospectors are covered by \$20m public liability as part of their membership.
- **Medical** - We recommend that a medical examination should be partaken for those in poor health prior to the training.
- **No responsibility can be accepted for accident, illness or misadventure or loss of goods or possessions** and **it is strongly recommended that adequate insurance be taken out to cover against the above.**
- It is recommended that **participants on medication** should take ample supply with them. Any physical mental or emotional disability that may require special handling or treatment **MUST** be advised in writing when a reservation is made.
- **Requirements for participation in the Field Metal Detecting work -**

- Please ensure that enclosed shoes or sturdy boots with no metal components - they will interfere with metal detectors
- (NO high heels, thongs or sandals) and appropriate clothing are worn,
- Adequate clothing that you prefer in the bush needs to be worn with a hat of your preference we recommend a broad brimmed hat, long sleeve shirt and trousers.
- For the Tagalong day you must have a handheld radio for communication (note: we will have some you can borrow for the day if you do not have a radio.)
- Make sure you bring a 36+ Sunblock and PLENTY of water

• **You must have a MINERS RIGHT**, here is a link to [Miners Right Information](#) for prospecting in WA and the forms are available online (If you are not currently connected to the web the page [Miners Right Department of Mines Webpage](#)) <http://www.dmp.wa.gov.au/Minerals/Miners-Rights-2427.aspx> or at the Department of Mines, Industry, Resources and Safety 100 Plain St East Perth.

• This page on the website explains how to obtain a [miners right](#) (If you are not currently connected to the web the page is www.gold-prospecting-wa.com/metal-detecting-permit.html)

• **Cancellations** - All cancellations must be received in writing if cancellations are made more than 30 days prior to the training date a full refund will be given less an administration fee of \$130 which is your deposit. If you cancel within 30 days of the course the administration fee is \$200.

• **If you do not show for the course monies paid will be non-refundable.**

• **Wet days or inclement weather** - We reserve the right to cancel the field portion of the training in the event of rain or dangerous weather such as thunderstorms.

• **No guarantees are given that you will find gold** after doing this course that really is in the hands of your efforts, skills, the amount of ground you are prepared to cover and of course, some luck. We do believe however that the knowledge you gain will cut through many years of learning curve and like Udo always says "If you know what to do and you walk over it – You'll find it"

• **Changes to seminars and field localities can be made by the organisers and Instructors based on needs for each particular course or agreements with participants.**

• **All prices listed on this website are in Australian Dollars (AUD\$).**

What will be Included

- Instruction and knowledge that will give you all the tools you need to research places to find gold legally.
- Morning and Afternoon teas, BBQ lunch, cold drinks. This is on both days of the two day seminar in the Hall. **ON day 3 of the Seminar you will need to provide your own morning and afternoon teas, lunch and drinks ----Particularly WATER.**
- Access to land for metal detecting during the course. Geomap.
- Software on a memory stick, all the Geological and Topographical maps that need to be used with Geomap. This will be setup on your Windows PC at the Seminar and you will be able to use it to setup on your home PC.
- A hard copy and digital Manual covering the seminar contents.
- Access to the Geomap Online Training Membership website.
- Some Suggestions, with maps and coordinates for your own prospecting later after the course.

Note; After the course detecting will always depend on availability of land in Tengraph at the time, or your access to Section 40E Exploration Lease approvals.

What will NOT be included

- **Transport to Cue**, or,
- **Accommodation in Cue** see this page for details of accommodation in Cue [Accommodation Cue WA](http://www.gold-prospecting-wa.com/accommodation-cue-wa.html) or if you are not connected to the internet here is the URL of the page to look at later <http://www.gold-prospecting-wa.com/accommodation-cue-wa.html>.

Note that although there may be some prices for accommodation listed they can change and you will need to contact the accommodation providers for costs and availability of accommodation.

- **Hire of detectors are not included** but they will be available to hire if you require one at \$50 per day for Minelab 5000 and \$40 per day for a Minelab SDC2300. Please contact us to book these metal detectors to ensure we have one available for you. You will require a metal detector for day 3 which is the practical session of the seminar but if you do not possess one you can hire one from us. We have not included this cost in the price of the Seminar as many people have their own detectors already.
- **Transport to the gold areas to do the practical training** of the Seminar or practical field locality areas - although some seats will be available in the instructor's vehicles - this is a tagalong part of the course...
- On the first night of the course we will also hold a BBQ evening at Udo's home and

you are welcome to come, enjoy some fellowship, talk about gold and pick the mind of the instructors. **You just need to bring a steak, field mushrooms or snagger to throw on the BBQ and your own drinks, or we will have BBQ packs available if you want to buy one.** The BBQ pack costs \$10.

- Note that your partners or metal detecting companions are very welcome at the BBQ at Udo's Place.
- **A Windows Based PC to load and practise Geomap** – although we will be giving you the software and knowledge to take with you and load your PC at home later, you will get much more value from the seminar if you bring your own Windows based laptop so you can use it to practise and setup during the Seminar. Also note that Tengraph WEB needs a Windows Based PC with Internet Explorer 9 10 or 11 to run it. Information is provided here [Tengraph WEB DMIRS Page](#)

Seminar Course Structure (First two Days)

The 2 day seminar part of the training will be held in a central air conditioned venue in Cue at the St John Ambulance training Centre for the theory part.

Intensive theory training will be over two days.

This will be round table seminar style with presentations and demonstrations with On Line Real time access to systems like Tengraph WEB online.

The third day will be practical training in the field while you are metal detecting.

Day One Training

Note that the subject matter can change from day to day at the Instructors discretion.

The First half day will be theory training

Where am I ALLOWED to go Metal Detecting and Prospecting.

- Tengraph WEB Live Demonstration
- Tenements, types and Access
- How to get a Section 40E Permit
- Prospecting Rules in General Including in the Mining Act

- Tengraph WEB and Google Earth

We also give you some tips on “How to Remember” Information

Where Do I WANT to Go Metal Detecting and Prospecting

- Gold Geology, Research, Geological Maps, Rock Types, Gold Formation and What to look for on Geological Maps.
- How does it fit together to research and Find Prospective Gold Locations Where you are allowed to go?

Followed by a BBQ lunch

Then in the afternoon more theory training

- Geomap explanation, overview and practical application to help you find gold and know exactly where you are on the ground – Linking the Tengraph (legalities of Prospecting) with the Geology (Where to find gold.)
- Information on Gold Tracker – software that identifies the potential of gold mineralisation at every Graticular block in WA.
- Start Practical Geomap training

We will setup your detectors and Geomap on your Laptop PCs during this day. This will save some time on Day 2 so we are teaching you how to use Geomap rather than how to download programmes on your PC

If you have a laptop bring it along and we will download and setup Geomap, 1:250 topo maps and 1:250 Geological maps on your PC. Although we will provide the software for you (on a USB Thumbdrive) to take home and use later, you will get MUCH more value from the seminar if you bring a PC.

NOTE: you will need a WINDOWS PC not an Apple Mac, unless your Apple Mac can run Windows programs which are required for Geomap.

That Night (Saturday Night) we will have an informal BBQ at Udos House in Cue – it's a good night and a chance to pick the brains of the instructors and each other to learn a lot more. Your partners and metal detecting companions are welcome at the BBQ – you just have to bring your own meat and drinks.

Day two Training

- Refresher of Day one and questions.

- Practical Geomap training
- LUNCH

How do I find ALL the Gold and leave none behind?

- How to go Detecting to Get ALL the gold
- Minelab Settings, Coils and the settings you need, which are the best ones, Minelab 5000 and the differences between earlier models. The new SDC 2300.

GEOMAP PRACTICAL TRAINING INCLUDES

- How to download maps and Current Tengraph tenements (we will also provide a free APP to download tenements with the click of a button)
 - Setting up projects
 - Adding Data (Maps, Mines, Tengraph tenements)
 - Changing data (how to show different mines such as gold mines, dryblowing, alluvial, scraping, metal detecting areas. How to show tenements live and pending or by name)
 - Searching for data and information about specific mines or tenements.
 - Adding polygons (lines around an area) and colouring them
 - Creating GPS points, tracks and maps and saving them for later use.
 - Setting up a GPS connection and using Geomap while you are travelling along so you know exactly where you are in relation to Tenements, old gold mines and Geology structures)
- Debrief and windup is on or DAY 3 of the Seminar.

On Day 3 of the seminar we take you out to a goldmining area tagalong style and walk you through and test practical use of the metal detectors and settings.

We also stop on the way to discuss the Geology of the area and start your PC to do a practical exercise on Geomap Tracking and Saving Tracks.

Tagalong style means you follow us in your vehicle in convoy, you need to be self sufficient for the day. with food, water, fuel and the equipment your need for a day in the bush.

Note that the format and timing may change around based on your interest in particular subjects and weather conditions at the time.

Things you need to bring

- Please ensure that enclosed shoes or sturdy boots with no metal components - they will interfere with metal detectors.
- (No high heels - especially the guys, thongs -attached to feet type- or sandals are ok for the central training venue **but not the bush**) Appropriate clothing should be worn.
- Adequate clothing that you prefer in the bush needs to be worn with a hat of your preference; we recommend a broad brimmed hat, long sleeve shirt and trousers.
- In the practical section you need a metal detector and equipment so if you don't have this a Minelab Metal Detector will be available to hire for \$50 per day. This was not included in the price of the training because many people will have their own detector they just want "in depth" training in its use.
- A hand held two way UHF radio is required for communication, if you do not have one we have a few that you can borrow on the day of the practical session.
- A GPS is a tool you should have with you in the bush.
- Sunblock 36+ for protection from the sun
- Plenty of Water.

Laptop Computer to download and set up Geomap is handy but not essential, you will have the tools and information you need to set it up at home later. **However, You will get MUCH more value from the seminar if you bring a windows PC to download and use Geomap while connected to a GPS Aerial as you are travelling in the bush on the third day.**

- - We will be doing a practical setup of Geomap and how you use it to target and find Gold Locations and you will see how "Moving Maps" works while you are connected to your GPS so you can see exactly where you are on the ground in relation to tenements and the Geology of the area –
 - (Note; you can purchase a GPS antenna/receiver for around \$70 during the course if you do not have one, or Reeds Prospecting and Prospectors Pick Bunbury have some for sale as well)
 - **PLEASE NOTE - ABOUT APPLE MAC COMPUTERS – Geomap is a windows based program that works on Windows PCs from XP with service pack 3 and above, it will not work on Apple Macs unless you download a program that enables you to run Windows on Macs – I understand Parallels or Wine are programs that helps you do this.**

Contacts

Course Co-ordinator

Bill O'Connor 08 93051496 Mob 0407062505

Best email address accessed daily billandsueoconnor@bigpond.com

Cue Contact

Udo Kaschner 08 99631156 Mob 0428936961

Best email address accessed daily udokaschner@bigpond.com

Previous Courses

For stories of previous courses and Photographs visit the Gold Prospecting WA Facebook page: [Gold Prospecting WA Facebook Page](#)